

VIRTUS Registration

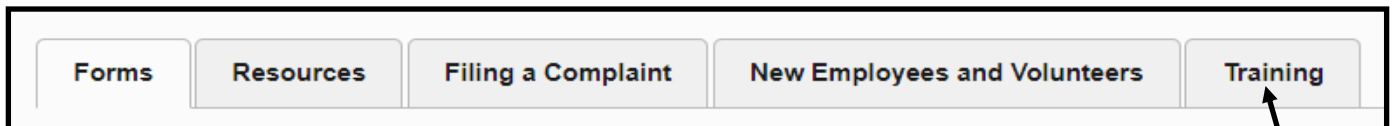
Go to the Diocesan website—www.dioscg.org



Choose the **Ministries/Offices** tab and choose the following from the dropdown menu:



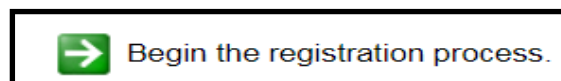
Once on the Child & Youth Protection page, scroll down to the following and choose the training tab:



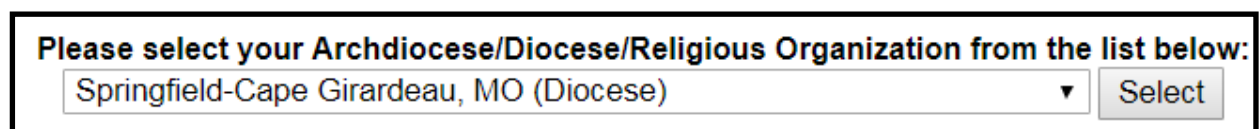
Then choose this:



Then this:



Select the following from this dropdown menu:



After that just follow the prompts to create a username and password. From there just follow the directions. Your parish or school will need a hard copy of the Code of Conduct and the Background Disclosure and Authorization For Employees and Volunteers forms that you will complete during the registration process. If unable to print these out, please contact your parish office or school for a hard copy.